


POP



HONG KONG PUBLIC OPINION PROGRAM

HONG KONG PUBLIC OPINION RESEARCH INSTITUTE

香港民意研究所 之 香港民意研究計劃

Latest Tracking Poll Results

January 18, 2022

POP



HONG KONG PUBLIC OPINION PROGRAM

HONG KONG PUBLIC OPINION RESEARCH INSTITUTE

香港民意研究所 之 香港民意研究計劃

限聚指數

Group Gathering Prohibition Index

18/1/2022

樣本資料 - 限聚指數基準調查

Contact Information - Group Gathering Prohibition Index Benchmark Survey

3

| | 香港民研意見群組成員 HKPOP Panel |
|-------------------------|--|
| 調查日期 Survey date | 17/12 15:00 – 27/12 15:00 |
| 調查方法 Survey method | 以電郵接觸群組成員，並於網上完成調查 Online survey |
| 訪問對象 Target population | 十二歲或以上的香港市民 Hong Kong residents aged 12+ |
| 總成功樣本 Total sample size | 5,063 |
| 回應比率 Response rate | 5.7% |
| 抽樣誤差 Sampling error | 95% 置信水平，百分比誤差 +/-1% Sampling error of percentages at +/-1% at 95% confidence level |
| 加權方法 Weighting method | 按照1) 政府統計處提供的全港人口年齡及性別分佈統計數字、各區議會人口數字； 2) 選舉事務處提供的區議會選舉結果；3) 常規調查中的特首評分分佈數字，以 「反覆多重加權法」作出調整。 The figures are rim-weighted according to 1) gender-age distribution of Hong Kong population and by District Councils population figures from Census and Statistics Department; 2) Voting results of District Councils Election from Registration and Electoral Office; 3) rating distribution of Chief Executive from regular tracking surveys. |

限聚指數

Group Gathering Prohibition Index

4

- **最新調查日期 Latest survey date: 17-27/12/2021 (N=5,063)**
- **上次調查日期 Last survey date: 23-29/11/2021 (N=5,888)**
- **上上次調查日期 Second last survey date: 18-25/10/2021 (N=5,974)**

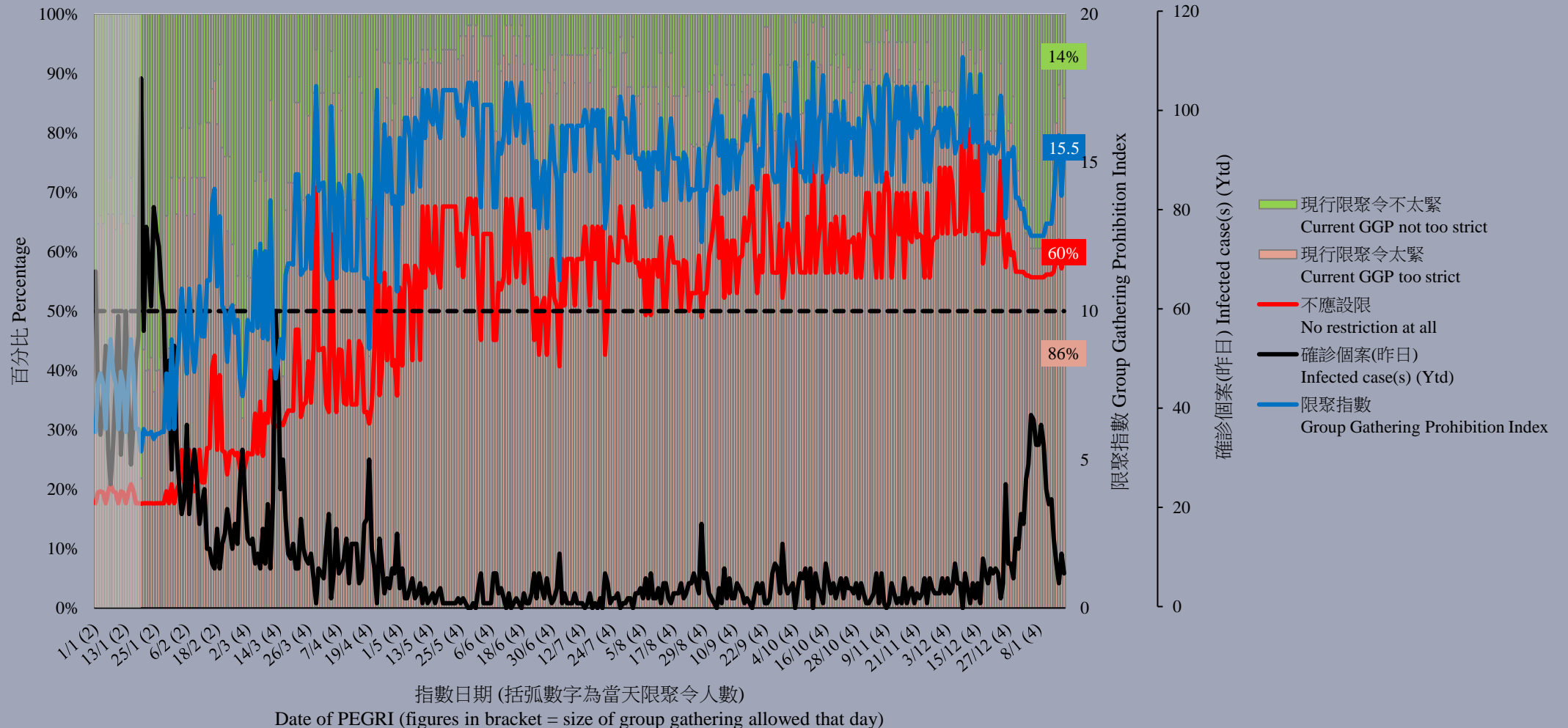
| 意見題目 | Opinion Questions |
|--|---|
| <p>你認為香港應否無條件全面撤銷「限聚令」？</p> <ul style="list-style-type: none">▪ 應該無條件撤銷「限聚令」▪ 不應該，應視乎疫情而定▪ 不知道／很難說 <p>[追問沒有選擇應該“無條件撤銷「限聚令」”者] 你認為每天新增確診個案數應是多少，才適合將「限聚令」訂於2人？ 你認為每天新增確診個案數應是多少，才適合將「限聚令」訂於4人？ 你認為每天新增確診個案數應是多少，才適合將「限聚令」訂於8人？ 你認為每天新增確診個案數應是多少，才適合將「限聚令」訂於16人？ 你認為感染個案清零多少天後，限聚令應該全面撤銷？</p> <p>請於以下欄位列舉你認為合適的 [個案數 及 限聚人數] 組合.....</p> | <p>Do you think the regulation prohibiting gatherings of more than a specific number of people in public places should be completely lifted unconditionally in Hong Kong?</p> <ul style="list-style-type: none">▪ Yes, the ban should be lifted unconditionally▪ No, it should depend on the epidemic situation▪ Don't know / hard to say <p>[For respondents NOT answering “Yes, the ban should be lifted unconditionally”] How many newly confirmed cases each day should there be before it would be appropriate to prohibit gatherings of more than 2 people? How many newly confirmed cases each day should there be before it would be appropriate to prohibit gatherings of more than 4 people? How many newly confirmed cases each day should there be before it would be appropriate to prohibit gatherings of more than 8 people? How many newly confirmed cases each day should there be before it would be appropriate to prohibit gatherings of more than 16 people? After how many days of zero infection do you think the group gathering ban should be lifted altogether?</p> <p>Please list combinations of [number of cases & number of people allowed in gatherings] that you think is appropriate in the field below:</p> |

調查結果 - 限聚接受程度

Survey Result – Group Gathering Prohibition Acceptance Level

5


限聚接受程度 Group Gathering Prohibition Acceptance Level



民生大聯盟發言人章彤輝博士指出，「業界因著新一輪的防疫政策而要設法自救，例如花農要尋找場所出售年貨，旅遊巴士司機亦希望能安排接載乘客。過年期間因為沒有晚市堂食，令不少市民今年過節的心情都受到影響。相信市民會減少外出，或減少活動的規模，或轉為較靜態的活動。」

Dr Tung-fai Cheung, Spokesman of Alliance of Revitalizing Economy and Livelihood, observed, “As a result of the new epidemic prevention policy, the industry has to find ways to survive, for example, florists have to look for venues to sell their Chinese New Year products. Coach drivers are hoping to arrange for passenger pick-ups too. The non-availability of evening dine-in service during the Chinese New Year has affected the mood of many people. It is believed that people will go out less, or reduce the scale of their activity, or switch to a more sedentary activity.”

POP



HONG KONG PUBLIC OPINION PROGRAM

HONG KONG PUBLIC OPINION RESEARCH INSTITUTE

香港民意研究所 之 香港民意研究計劃

Latest Tracking Poll Results

January 18, 2022

Contact Information

8

- Date of survey: 3-6/1/2022
- Survey method: Random telephone survey conducted by real interviewers
- Target population: Cantonese-speaking Hong Kong residents aged 18 or above
- Sample size: 1,021 (including 510 landline and 511 mobile samples)
- Effective response rate: 52.7%
- Sampling error: Sampling error of ratings not more than +/-0.24 at 95% conf. level
- Weighting method: Rim-weighted according to figures provided by the Census and Statistics Department. The gender-age distribution of the Hong Kong population came from “Mid-year population for 2020”, while the educational attainment (highest level attended) distribution and economic activity status distribution came from “Women and Men in Hong Kong - Key Statistics (2020 Edition)”.

Survey Topic

9

- Appraisals of Social Policies
 - Medical and health policies
 - Rehabilitation services for people with disabilities
 - Tertiary education policies
 - Family and child welfare services
 - Basic education policies
 - Social security policies
 - Services for the elderly
 - Labour policies
 - Services for young people
 - Housing policies

Survey Result - Appraisals of Social Policies

10

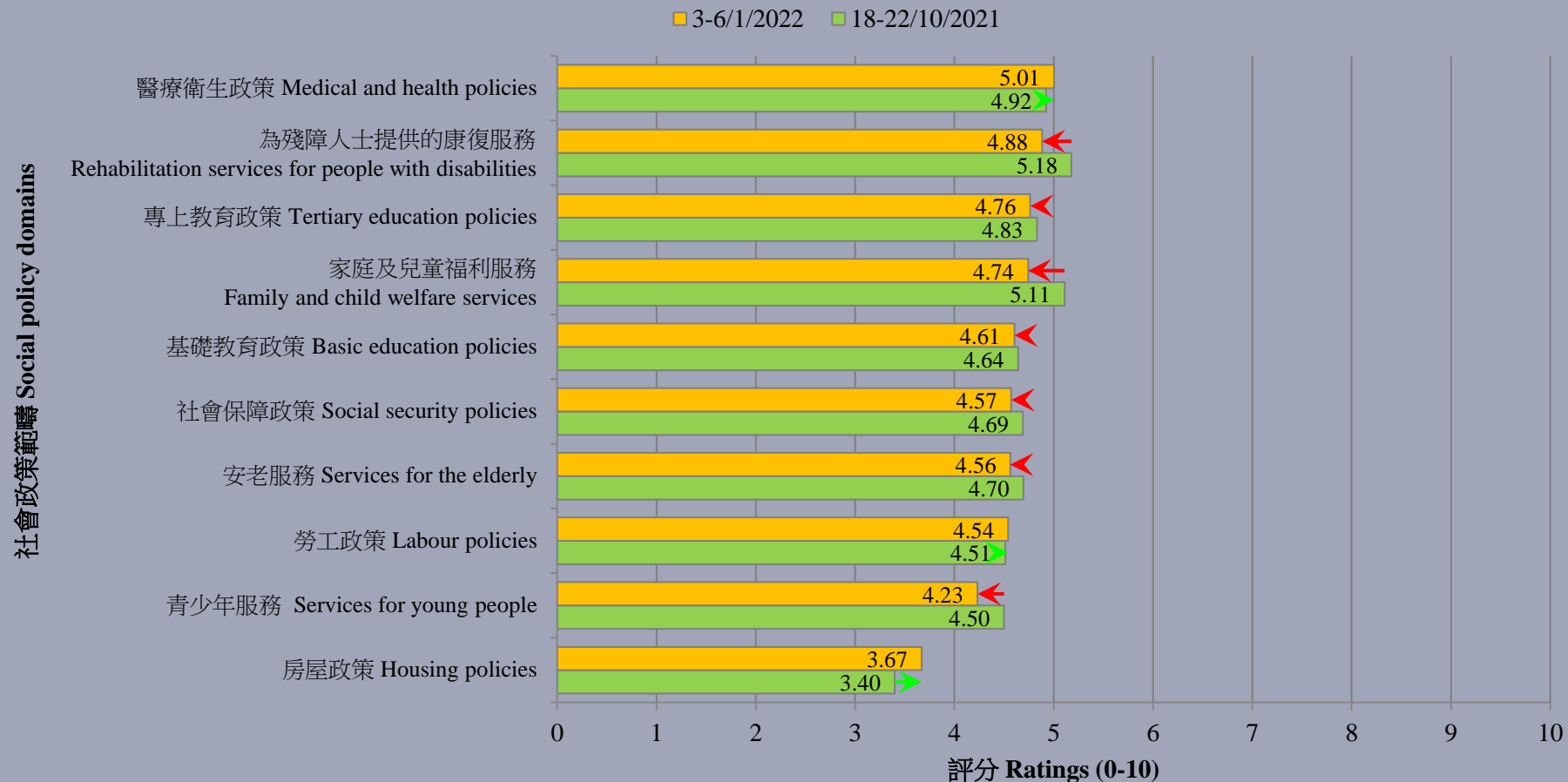
- **People's latest satisfaction ratings of various social policy domains**

| | 18-22/10/2021 | 3-6/1/2022 | Change |
|--|---------------|------------|---------|
| Medical and health policies | 4.92 | 5.01 | ▲0.08 |
| Rehabilitation services for people with disabilities | 5.18 | 4.88 | ▼0.30 |
| Tertiary education policies | 4.83 | 4.76 | ▼0.07 |
| Family and child welfare services | 5.11 | 4.74 | ▼0.37 * |
| Basic education policies | 4.64 | 4.61 | ▼0.04 |
| Social security policies | 4.69 | 4.57 | ▼0.12 |
| Services for the elderly | 4.70 | 4.56 | ▼0.13 |
| Labour policies | 4.51 | 4.54 | ▲0.03 |
| Services for young people | 4.50 | 4.23 | ▼0.27 |
| Housing policies | 3.40 | 3.67 | ▲0.27 |

Survey Result - Appraisals of Social Policies

11

市民對不同社會政策範疇的最新滿意程度
People's latest satisfaction ratings of various social policy domains



Survey Result - Appraisals of Social Policies

12

- **People's latest satisfaction ratings of various social policy domains**
 - Our survey shows that, among the 10 specific social policy domains, people were most satisfied with **medical and health policies**. On a scale of 0 to 10, its satisfaction score is 5.01.
 - All remaining social policies score lower than 5. Ranked from highest to lowest are **rehabilitation services for people with disabilities, tertiary education policies, family and child welfare services, basic education policies, social security policies, services for the elderly, labour policies** and **services for young people**. Their mean scores range from 4.23 to 4.88.
 - **Housing policies** continued to receive the poorest satisfaction rating, with a mean score of 3.67 only.
 - Compared with October last year, the satisfaction score of **family and child welfare services** has significantly dropped by 0.37.